

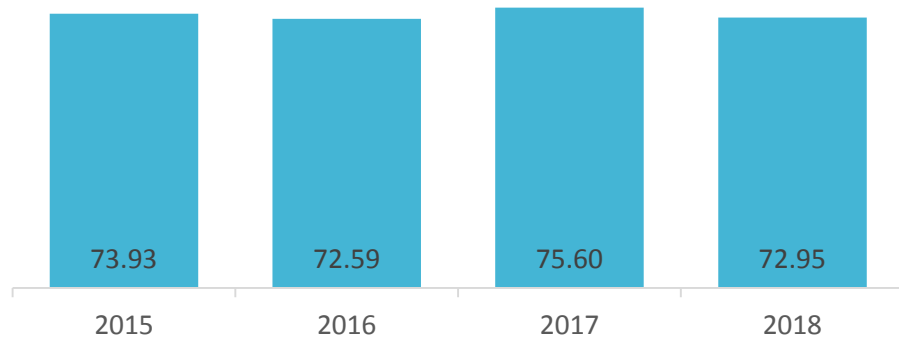
A faint, light blue world map is visible in the background of the slide, centered behind the text.

# **IHS Markit Southern African Coal Conference 2019 Cape Town**

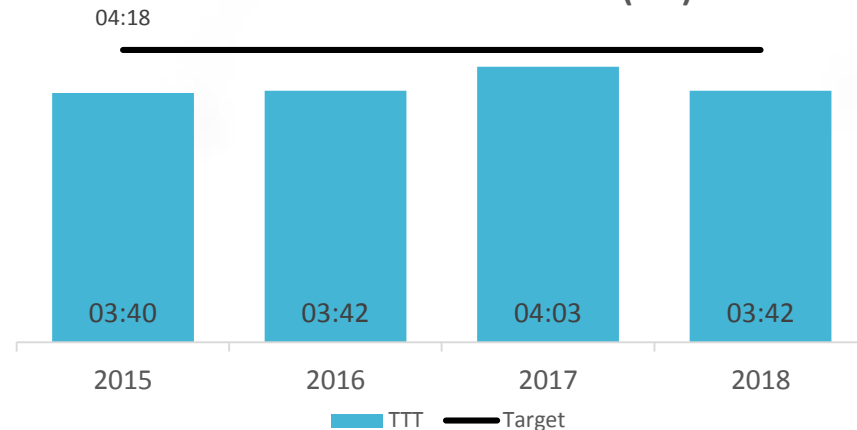


# OFFLOADING PERFORMANCE

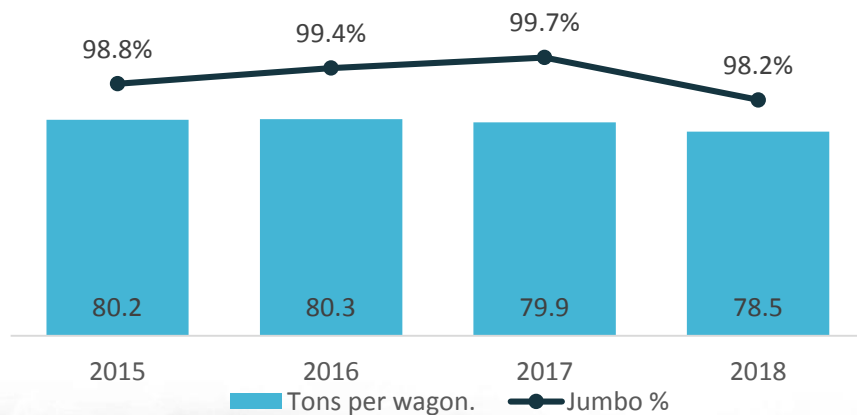
TONS OFFLOADED (Mt)



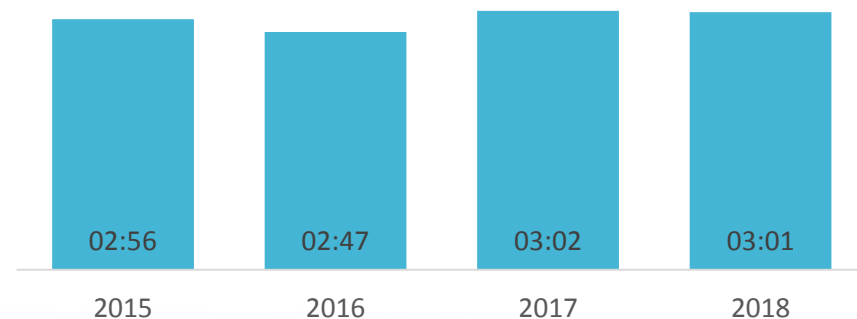
TRAIN TURNAROUND TIME (hrs)



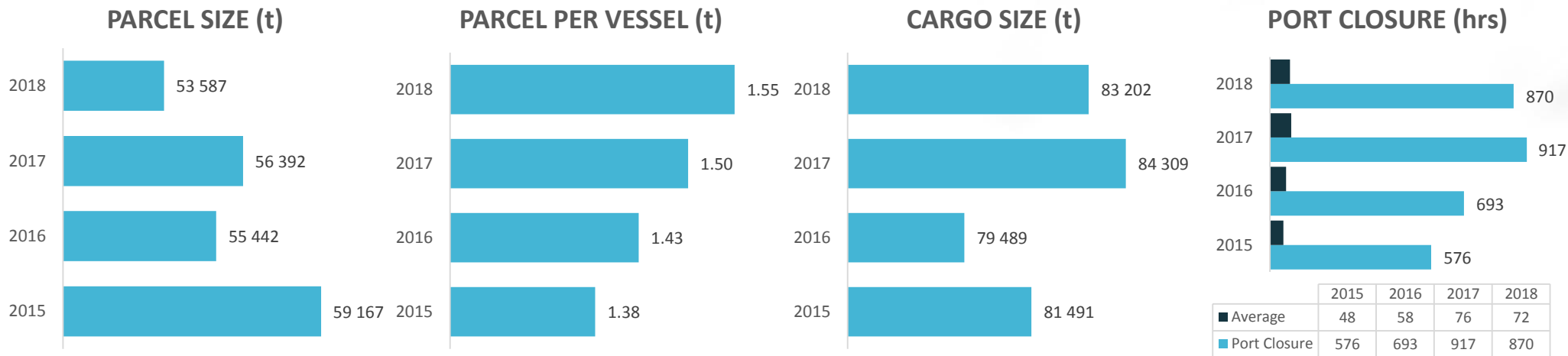
TONS PER WAGON VS JUMBOS



TRAIN HANDLING TIME (hrs)



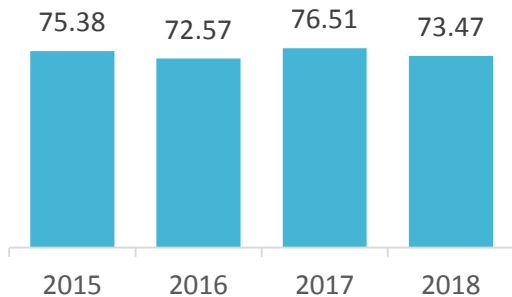
# 2018 SHIP SUMMARY



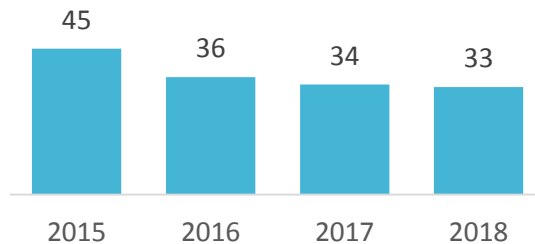
- Parcel size **dropped by 5.0% compared to 2017**
- Cargo size dropped by 1.3% compared to 2017
- Number of parcels per vessel have further increased in 2018 by 3.3%
- Changing weather patterns, port closures were 38 days in 2017 and 36 days in 2018
- All of these affect efficiencies but are industry driven

# VESSEL TURNAROUND TIME (HRS)

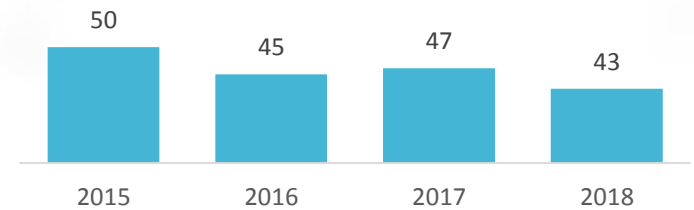
TONS LOADED (Mt)



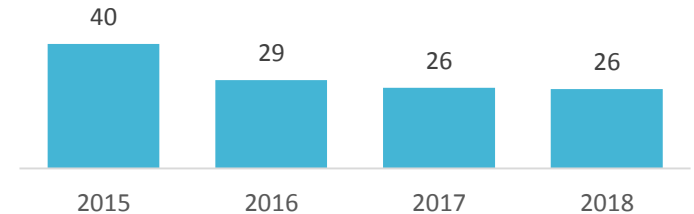
VESSEL TURNAROUND TIME (hrs)



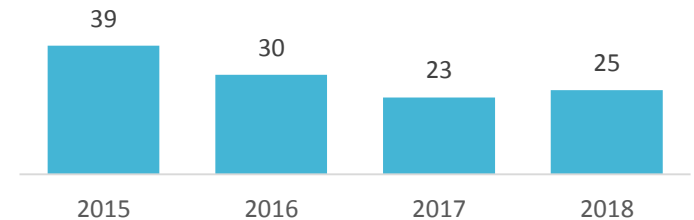
VESSEL TURNAROUND TIME – CAPE (hrs)



VESSEL TURNAROUND TIME – PANAMAX (hrs)



VESSEL TURNAROUND TIME – HANDY (hrs)



# PHASE 1 MACHINE REPLACEMENT

- Shiploader 01– November 2017 (10 000 t/hr)
- Shiploader 02 – October 2017 (10 000 t/hr)
- Stacker Reclaimer 01 – May 2018 (6 500 t/hr)
- Stacker Reclaimer 02 – June 2018 (6 500 t/hr)

## EFFICIENCY OPTIMISATION

- Simulation system
- Conveyor 931 upgrade from 6 000tph to 8 000tph
- Conveyor 50/52 upgrade
- Conveyor 44/45 upgrade



## 110 MT CONCEPTUALLY POSSIBLE

- Stockyard constraint
  - Extension of phase III stockyard area
- Shiploader 05
  - New berth 307
  - Ph1&2 gathering conveyor
  - Modify A & B Silo
- TT06
  - TT06 + CONVEYORS
  - 1 X line in all yards

**PHASE 6 TO BE CONSIDERED ONLY WHEN THE VALUE CHAIN CONSISTENTLY PERFORMS AT 84 MT/A**

A faint, grayscale world map is visible in the background, centered on the Atlantic Ocean. The map is partially obscured by a dark teal horizontal band and a lighter teal horizontal band.

# The End